


I(a) STATEMENT SHOWING SHAREHOLDING PATTERN

| Name of the Company: RELIANCE CAPITAL LIMITED | | Class of Security : EQUITY | | | | | | |
|--|---|--------------------------------|---|--|--|----------------------------------|--|---|
| BSE - Scrip Code : 500111 NSE Scrip Symbol: RELCAPITAL | | Quarter Ended : March 31, 2013 | | | | | | |
| Partly paid-up shares:- | | No. of Partly paid-up shares | As a % of total no. of Partly paid-up shares | | As a % of total no. of shares of the Company | | | |
| Held by promoter/promoter group | | 0 | 0 | | 0 | | | |
| Held by public | | 0 | 0 | | 0 | | | |
| Total | | 0 | 0.00 | | 0.00 | | | |
| Outstanding Convertible Securities:- | | No. of outstanding securities | As a % of total no. of outstanding convertible securities | | As a % of total no. of shares of the Company, assuming full conversion of the convertible securities | | | |
| Held by promoter/promoter group | | 0 | 0 | | 0.00 | | | |
| Held by public | | 0 | 0 | | 0.00 | | | |
| Total | | 0 | 0.00 | | 0.00 | | | |
| Warrants:- | | No. of warrants | As a % of total no. of warrants | | As a % of total no. of shares of the Company, assuming full conversion of warrants | | | |
| Held by promoter/promoter group | | 0 | 0 | | 0 | | | |
| Held by public | | 0 | 0 | | 0 | | | |
| Total | | 0 | 0.00 | | 0.00 | | | |
| Total paid-up capital of the Company, assuming full conversion of warrants and convertible securities (No. of Shares) | | 245632800 | | | | | | |
| Category Code (I) | Category of Shareholder (II) | No of Shareholders (III) | Total No of Shares (IV) | Number of shares held in dematerialised Form (V) | Total Shareholding as percentage of total number of shares | | Shares Pledged or otherwise encumbered | |
| | | | | | As a percentage of (A+B) (VI) | As a percentage of (A+B+C) (VII) | No of Shares (VIII) | As a percentage of (A+B+C) (IX=VIII/IV*100) |
| (A) | Shareholding of Promoter and Promoter Group | | | | | | | |
| (1) | Indian | | | | | | | |
| (a) | Individuals/Hindu Undivided Family | 9 | 11 65 983 | 11 65 983 | 0.48 | 0.47 | 0 | 0.00 |
| (b) | Central Government/State Governments | - | - | - | - | - | - | - |
| (c) | Bodies Corporate | 9 | 13 02 16 289 | 13 02 16 289 | 53.12 | 53.01 | 0 | 0.00 |
| (d) | Financial Institutions/Banks | - | - | - | - | - | - | - |
| (e) | Any Other (Specify) | 1 | 16 00 000 | 16 00 000 | 0.65 | 0.65 | 0 | 0.00 |
| | Sub -Total (A)(1) | 19 | 13 29 82 272 | 13 29 82 272 | 54.25 | 54.14 | 0 | 0.00 |
| (2) | Foreign | | | | | | | |
| (a) | Individuals(Non-Resident Individuals/Foreign Individuals) | - | - | - | - | - | - | - |
| (b) | Bodies Corporate | - | - | - | - | - | - | - |
| (c) | Institutions | - | - | - | - | - | - | - |
| (d) | Qualified Foreign Investor | - | - | - | - | - | - | - |
| (e) | Any Other (Specify) | - | - | - | - | - | - | - |
| | Sub -Total (A)(2) | - | - | - | - | - | - | - |
| | Total shareholding of Promoter and Promoter Group (A)=(A)(1)+(A)(2) | 19 | 13 29 82 272 | 13 29 82 272 | 54.25 | 54.14 | 0 | 0.00 |
| (B) | Public Shareholding | | | | | | | |
| (1) | Institutions | | | | | | | |
| (a) | Mutual Funds /UTI | 193 | 23 54 635 | 22 90 338 | 0.96 | 0.96 | - | - |
| (b) | Financial Institutions/Banks | 288 | 5 79 653 | 5 64 992 | 0.24 | 0.24 | - | - |
| (c) | Central Government/State Governments | 76 | 76 584 | 32 896 | 0.03 | 0.03 | - | - |
| (d) | Venture Capital Funds | - | - | - | - | - | - | - |
| (e) | Insurance Companies | 18 | 1 08 57 082 | 1 08 56 927 | 4.43 | 4.42 | - | - |
| (f) | Foreign Institutional Investors | 521 | 4 82 43 237 | 4 82 37 417 | 19.68 | 19.64 | - | - |
| (g) | Foreign Venture Capital Investors | - | - | - | - | - | - | - |
| (h) | Qualified Foreign Investor | - | - | - | - | - | - | - |
| (i) | Any Other (Specify) | - | - | - | - | - | - | - |
| | Sub -Total (B)(1) | 1 096 | 6 21 11 191 | 6 19 82 570 | 25.34 | 25.29 | 0 | 0.00 |
| (2) | Non-Institutions | | | | | | | |
| (a) | Bodies Corporate | 5 692 | 91 45 158 | 90 70 943 | 3.73 | 3.72 | - | - |
| (b) | i. Individual shareholders holding nominal sharecapital up to Rs.1 Lakh. | 11 52 522 | 3 75 59 005 | 3 25 42 348 | 15.32 | 15.29 | - | - |
| | ii. Individual shareholders holding nominal sharecapital in excess of Rs.1 Lakh. | 59 | 20 53 464 | 20 30 964 | 0.84 | 0.84 | - | - |
| (c) | Qualified Foreign Investor | - | - | - | - | - | - | - |
| (d) | Any Other (Specify) | - | - | - | - | - | - | - |
| 1 | NRIs/OCBs | 13 259 | 12 74 609 | 10 76 967 | 0.52 | 0.52 | - | 0.00 |
| | Sub -Total (B)(2) | 11 71 532 | 5 00 32 236 | 4 47 21 222 | 20.41 | 20.37 | 0 | 0.00 |
| | Total Public Shareholding B=(B)(1)+(B)(2) | 11 72 628 | 11 21 43 427 | 10 67 03 792 | 45.75 | 45.65 | 0 | 0.00 |
| | TOTAL (A) +(B) | 11 72 647 | 24 51 25 699 | 23 96 86 064 | 100.00 | 99.79 | 0 | 0.00 |
| (C) | Shares held by Custodians and against which Depository Receipts have been issued | | | | | | | |
| 1 | Promoter and Promoter Group | 0 | 0 | 0 | 0.00 | 0.00 | 0 | 0.00 |
| 2 | Public | 1 | 5 07 101 | 5 07 101 | 0.00 | 0.21 | 0 | 0.00 |
| | Sub - Total (C) | 1 | 5 07 101 | 5 07 101 | 0.00 | 0.21 | 0 | 0.00 |
| | GRAND TOTAL (A)+(B)+(C) | 11 72 648 | 24 56 32 800 | 24 01 93 165 | 100.00 | 100.00 | 0 | 0.00 |



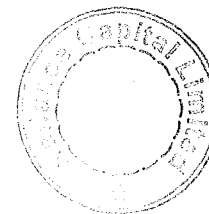
RELIANCE CAPITAL LIMITED
(SHAREHOLDING PATTERN : 31-03-2013)

(b) Statement showing holding of securities (including shares, warrants, convertible securities) of persons belonging to the category "Promoter and Promoter Group"

| Sr No (I) | Name of the shareholder (II) | Details of Shares held | | Encumbered shares (*) | | | Details of Warrants | | Details of Convertible securities | | Total shares (including underlying shares assuming full conversion of warrants and convertible securities) as a % of diluted share capital (XI) |
|--------------|--|---------------------------|--|-----------------------|---|--|---|---|--|--|--|
| | | Number of Shares (III) | As a % of grand total (A)+(B)+(C) (IV) | No. (V) | As a percentage (VI)=(V) / (III) * 100 | As a % of grand total (A)+(B)+ (C) of sub- clause (I) (a) (VII) | Number of warrants held (VIII) | As a % of total number of warrants of the same class (IX) | Number of convertible securities held (X) | As a % of total number of convertible securities of the same class (XI) | |
| 1 | AAA Enterprises Private Limited | 9 84 14 206 | 40.07 | 0.00 | 0.00 | 0.00 | 0.00 | 0.00 | 0.00 | 0.00 | 40.07 |
| 2 | AAA Infrastructure Consulting And Engineers Pvt Ltd | 2 79 75 633 | 11.39 | 0.00 | 0.00 | 0.00 | 0.00 | 0.00 | 0.00 | 0.00 | 11.39 |
| 3 | REL Utility Engineers Limited (formerly Sonata Investments Limited) | 32 50 000 | 1.32 | 0.00 | 0.00 | 0.00 | 0.00 | 0.00 | 0.00 | 0.00 | 1.32 |
| 4 | Reliance ADA Group Trustees Private Limited - Trustees of RCAP ESOS Trust (**) | 16 00 000 | 0.65 | 0.00 | 0.00 | 0.00 | 0.00 | 0.00 | 0.00 | 0.00 | 0.65 |
| 5 | Reliance Innoventures Private Limited | 5 76 450 | 0.23 | 0.00 | 0.00 | 0.00 | 0.00 | 0.00 | 0.00 | 0.00 | 0.23 |
| 6 | Kokila D. Ambani | 5 45 126 | 0.22 | 0.00 | 0.00 | 0.00 | 0.00 | 0.00 | 0.00 | 0.00 | 0.22 |
| 7 | Anil D. Ambani | 2 73 891 | 0.11 | 0.00 | 0.00 | 0.00 | 0.00 | 0.00 | 0.00 | 0.00 | 0.11 |
| 8 | Tina A. Ambani | 2 63 474 | 0.11 | 0.00 | 0.00 | 0.00 | 0.00 | 0.00 | 0.00 | 0.00 | 0.11 |
| 9 | Jaijanmol A. Ambani | 83 487 | 0.03 | 0.00 | 0.00 | 0.00 | 0.00 | 0.00 | 0.00 | 0.00 | 0.03 |
| 10 | Jaianshul A. Ambani | 5 | 0.00 | 0.00 | 0.00 | 0.00 | 0.00 | 0.00 | 0.00 | 0.00 | 0.00 |
| | TOTAL | 13 29 82 272 | 54.14 | 0.00 | 0.00 | 0.00 | 0.00 | 0.00 | 0.00 | 0.00 | 54.14 |

(*) The term "encumbrance" has the same meaning as assigned to it in regulation 28(3) of the SAST Regulations, 2011

(**) Holding of Promoter(s) include 16,00,000 (0.65%) equity shares of the Company held by Reliance ADA Group Trustees Private Limited in its capacity as the Trustees for and on behalf of RCAP ESOS Trust. The same has been considered as a "Person Deemed to be acting in Concert", only as a matter of abundant caution.



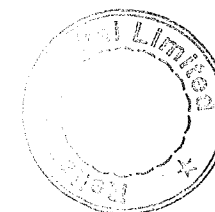
RELIANCE CAPITAL LIMITED
(SHAREHOLDING PATTERN : 31-03-2013)

(c)(i) Statement showing holding of securities (including shares, warrants, convertible securities) of persons belonging to the category "Public" and holding more than 1% of the total number of shares

| Sr No | Name of the shareholder | No of shares held | Shares as a percentage of total number of shares (i.e., Grand Total (A)+(B)+(C) indicated in statement at para(I)(a) above) | Details of Warrants | | Details of Convertible securities | | Total shares (including underlying shares assuming full conversion of warrants and convertible securities) as a % of diluted share capital |
|-------|---------------------------------------|-------------------|---|-------------------------|--|---------------------------------------|--|---|
| | | | | Number of warrants held | As a % of total number of warrants of the same class | Number of convertible securities held | As a % of total number of convertible securities of the same class | |
| 1 | Janus Overseas Funds | 10616336 | 4.32 | 0 | 0 | 0 | 0 | 4.32 |
| 2 | Life Insurance Corporation Of India | 10512400 | 4.28 | 0 | 0 | 0 | 0 | 4.28 |
| 3 | Blackrock Funds | 3352106 | 1.36 | 0 | 0 | 0 | 0 | 1.36 |
| 4 | Vanguard Funds | 3215171 | 1.31 | 0 | 0 | 0 | 0 | 1.31 |
| 5 | Janus Aspen Series Overseas Portfolio | 2756534 | 1.12 | 0 | 0 | 0 | 0 | 1.12 |
| 6 | Abu Dhabi Investment Authority | 2485889 | 1.01 | 0 | 0 | 0 | 0 | 1.01 |
| | TOTAL | 32938436 | 13.41 | 0 | 0 | 0 | 0 | 13.41 |

(c)(ii) Statement showing holding of securities (including shares, warrants, convertible securities) of persons (together with PAC) belonging to the category "Public" and holding more than 5% of the total number of shares of the company


| Sr No | Name(s) of the shareholder(s) and the Persons Acting in Concert (PAC) with them | No of shares | Shares as a percentage of total number of shares (i.e., Grand Total (A)+(B)+(C) indicated in statement at para(I)(a) above) | Details of Warrants | | Details of Convertible securities | | Total shares (including underlying shares assuming full conversion of warrants and convertible securities) as a % of diluted share capital |
|-------|---|--------------|---|-------------------------|--|---------------------------------------|--|---|
| | | | | Number of warrants held | As a % of total number of warrants of the same class | Number of convertible securities held | As a % of total number of convertible securities of the same class | |
| | NIL | 0 | 0.00 | 0 | 0 | 0 | 0 | 0.00 |
| | TOTAL | 0 | 0.00 | 0 | 0 | 0 | 0 | 0.00 |



RELIANCE CAPITAL LIMITED
(SHAREHOLDING PATTERN : 31-03-2013)

(d) Statement showing details of locked -in shares

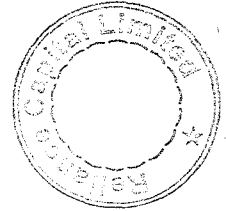
| Sr No | Name of the shareholder | No of locked-in shares | Locked-in shares as a percentage of total number of shares{i.e.,Grand Total (A)+(B)+(C) indicated in statement at para(l)(a) above} | Promoter/ Promoter Group/ Public |
|-------|-------------------------|------------------------|---|----------------------------------|
| | Nil | 0 | 0.00 | - |
| | TOTAL | 0 | 0.00 | |



RELIANCE CAPITAL LIMITED
(SHAREHOLDING PATTERN : 31-03-2013)

II(a) Statement showing details of Depository Receipts (DRs)

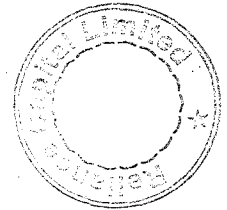
| Sr No | Type of outstanding DR (ADRs,GDRs, SDRs,etc.) | Number of outstanding DRs | No of shares underlying outstanding DRs | Shares underlying outstanding DRs as a percentage of total number of shares(i.e.,Grand Total (A)+(B)+(C) indicated in statement at para(I)(a) above} |
|--------------|--|---------------------------|---|--|
| 1 | GDRs | 5 07 101 | 5 07 101 | 0.21 |
| TOTAL | | | 5 07 101 | 0.21 |



RELIANCE CAPITAL LIMITED
(SHAREHOLDING PATTERN : 31-03-2013)

II(b) Statement showing Holding of Depository Receipts (DRs), where underlying shares held by 'Promoter/Promoter group' are in excess of 1% of the total number of shares

| Sr No | Name of the DR Holder | Type of outstanding DR (ADRs,GDRs, SDRs,etc.) | No of shares underlying outstanding DRs | Shares underlying outstanding DRs as a percentage of total number of shares{i.e.,Grand Total (A)+(B)+(C) indicated in statement at para(I)(a) above} |
|-------|-----------------------|---|---|--|
| | - | - | 0 | - |
| | TOTAL | | 0 | - |



RELIANCE CAPITAL LIMITED
(SHAREHOLDING PATTERN : 31-03-2013)

III(a) Statement showing Voting Pattern of Shareholders, if more than one class of shares / securities is issued by the issuer

| Category Code (I) | Category of Shareholder (II) | No. of voting Rights held in each class of securities | | | Total Voting Rights (III+IV+V) | Total Voting Rights i.e. (VI) | |
|-------------------|---|---|--------------|-------------|--------------------------------|-------------------------------|----------------------------|
| | | | | | (VI) | As a percentage of (A+B) | As a percentage of (A+B+C) |
| | | Class X (III) | Class Y (IV) | Class Z (V) | | (VI) | (VIII) |
| (A) | Shareholding of Promoter and Promoter Group | | | | | | |
| (1) | Indian | | | | | | |
| | (a) Individuals/Hindu Undivided Family | | | | | | |
| | (b) Central Government/State Governments | | | | | | |
| | (c) Bodies Corporate | | | | | | |
| | (d) Financial Institutions/Banks | | | | | | |
| | (e) Any Other (Specify) | | | | | | |
| | Sub -Total (A)(1) | | | | | | |
| (2) | Foreign | | | | | | |
| | (a) Individuals(Non-Resident Individuals/Foreign Individuals) | | | | | | |
| | (b) Bodies Corporate | | | | | | |
| | (c) Institutions | | | | | | |
| | (d) Qualified Foreign Investor | | | | | | |
| | (e) Any Other (Specify) | | | | | | |
| | Sub -Total (A)(2) | | | | | | |
| | Total of Promoter and Promoter Group A)=(A)(1)+(A)(2) | | | | | | |
| (B) | Public Shareholding | | | | | | |
| (1) | Institutions | | | | | | |
| | (a) Mutual Funds /UTI | | | | | | |
| | (b) Financial Institutions/Banks | | | | | | |
| | (c) Central Government/State Governments | | | | | | |
| | (d) Venture Capital Funds | | | | | | |
| | (e) Insurance Companies | | | | | | |
| | (f) Foreign Institutional Investors | | | | | | |
| | (g) Foreign Venture Capital Investors | | | | | | |
| | (h) Qualified Foreign Investor | | | | | | |
| | (i) Any Other (Specify) | | | | | | |
| | Sub -Total (B)(1) | | | | | | |
| (2) | Non-Institutions | | | | | | |
| | (a) Bodies Corporate | | | | | | |
| | (b) i. Individual shareholders holding nominal sharecapital up to Rs. 1Lakh. | | | | | | |
| | ii. Individual shareholders holding nominal sharecapital in excess of Rs. 1Lakh. | | | | | | |
| | (c) Qualified Foreign Investor | | | | | | |
| | (d) Any Other (Specify) | | | | | | |
| | 1 NRIs/OCBs | | | | | | |
| | Sub -Total (B)(2) | | | | | | |
| | Total Public Shareholding B)=(B)(1)+(B)(2) | | | | | | |
| | TOTAL (A) +(B) | | | | | | |
| (C) | Shares held by Custodians and against which Depository Receipts have been issued | | | | | | |
| 1 | Promoter and Promoter Group | | | | | | |
| 2 | Public | | | | | | |
| | GRAND TOTAL (A)+(B)+(C) | | | | | | |

Not Applicable

